



*Coming
February 21st*

e-Clear 10 New Release

VILDEN ASSOCIATES, INC.

Streamlined ISF & B/L Entry

We reengineered the tabs on the B/L Entry screen to allow you to enter and send the ISF-10 or ISF-5, all while staying on the same menu. You can now tab back and forth between the B/L Header, Items & Containers, Marks & Descriptions, ISF, and HTSUS tabs.

B/L Header

Header | Items/Containers | Marks & Descriptions | **ISF**

Vessel/Voyage: ALGL/TEST B/L DFT/TEST1130 SCAC: XXXX

Origin: CNSHA Load Port: CNSHA Discharge Port: USLAX Destination: USLAX Office: Alternate B/L: MAUE1234567

Importer Security File HTSUS Entry.

B/L Header | B/L Item/Container | B/L Marks/Descriptions | **ISF-10** | HTSUS

You will now be able to enter your ISF information and tab back and forth to finish your B/L entry.

B/L Header | B/L Item/Container | B/L Marks/Descriptions | ISF-10 | HTSUS

Importer Security Filing Entry

Shipment ID: DF88888CC Filer SCAC: XXXX Orig Country: CN ISF Type: STANDARD

CBP Ref. No.: DF888888 Master/Ocean B/L: MAUE1234567 Load Port: CNSHA Sail Date: 11/17/2021

House B/L: DF888888 Disch Port: USLAX Arr Date: 11/25/2021

Office: AAO Agent: Carriet No.:

Manufacturer: ABSQJ, SKDFJ, DEJW, SAD

Seller: ABS, 1231 LONG BEACH AVE, LOS ANGELES, CA, 90002

Consolidator: ABS, 1231 LONG BEACH AVE, LOS ANGELES, CA, 90002

Buyer: ABC IMPORTS, 3300 MULHOLLAND DRIVE, LOS ANGELES, CA, 999999

Buttons: Cancel, Update, Delete, History, **Send**, Audit, Print

Click Send to submit your ISF to CBP, all while staying on the same entry screens.

ISF Customs History Update

When a Delete is received, the activity will now be designated as "ISF Deleted", instead of "Response received from CBP."

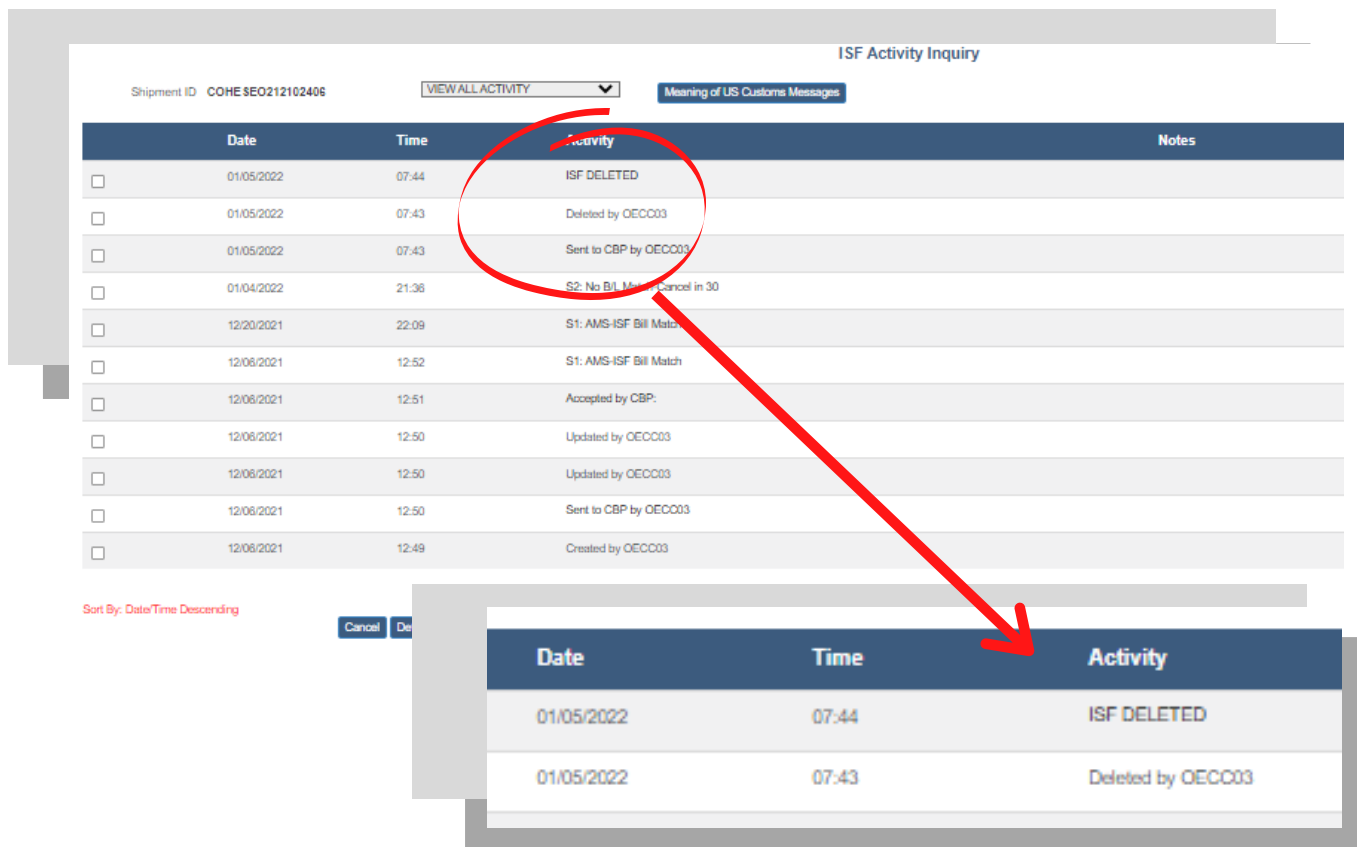
ISF Activity Inquiry

Shipment ID COHESEO212102406 VIEW ALL ACTIVITY Meaning of US Customs Messages

	Date	Time	Activity	Notes
<input type="checkbox"/>	01/05/2022	07:44	ISF DELETED	
<input type="checkbox"/>	01/05/2022	07:43	Deleted by OECC03	
<input type="checkbox"/>	01/05/2022	07:43	Sent to CBP by OECC03	
<input type="checkbox"/>	01/04/2022	21:36	S2: No Bill Match Cancel in 30	
<input type="checkbox"/>	12/20/2021	22:09	S1: AMS-ISF Bill Match	
<input type="checkbox"/>	12/06/2021	12:52	S1: AMS-ISF Bill Match	
<input type="checkbox"/>	12/06/2021	12:51	Accepted by CBP.	
<input type="checkbox"/>	12/06/2021	12:50	Updated by OECC03	
<input type="checkbox"/>	12/06/2021	12:50	Updated by OECC03	
<input type="checkbox"/>	12/06/2021	12:50	Sent to CBP by OECC03	
<input type="checkbox"/>	12/06/2021	12:49	Created by OECC03	

Sort By: Date/Time Descending

Date	Time	Activity
01/05/2022	07:44	ISF DELETED
01/05/2022	07:43	Deleted by OECC03



Quick Access to Customs History

Not sure why you haven't received a response from CBP? Now you can check vessel messages with the click of a button from the B/L Inquiry screen.

Just click on the hyperlink under Vessel and it takes you to the Vessel Error Details from Customs screen. From here, you can drill down to see detailed messages from CBP and figure out what you need to do to get your B/L on file.

Bill of Lading Inquiry

Selection Options

B/L Number: [] B/L Type: VIEW ALL BLS [v] Disposition: ALL [v] No. Rows: SHOW 200 [v]

Vessel: [] Load Port: [] ETD From: 12/01/2021 ETD To: 01/12/2022

Voyage: [] Discharge Port: []

B/L Number	Origin	Load	Discharge	Destination	Entry	ETD	ETA	Vessel	Voyage	Status
<input type="checkbox"/> ATAQPO210033	OPO	KGST	HOU		12/13/2021	12/15/2021	12/23/2021	EMMA	0GBAG	INVOC NVOC B/L MATCH
<input type="checkbox"/> ATAQPO210036	OPO	ALG	NWK		12/09/2021	12/11/2021	12/18/2021	MSCVI	148W	SECURITY FILING ON FILE
<input type="checkbox"/> ATAQPO210038	OPO	ALG	NWK		12/23/2021	12/29/2021	01/04/2022	MSCASA	148W	INVOC NVOC B/L MATCH

Simply click on the hyperlink under the Vessel column to open Customs History Vessel Messages.

Error Details from Customs

Vessel: EMMA Voyage: 0GBAG B/L: [] SHOW 25 [v]

Date	Time	Message	Additional Notes
12/27/21	1425	ACTUAL ARRIVAL AT 4301 211227	
12/27/21	1425	LUTETIA - HOU	
12/13/21	0704	B/L's Accepted: 1 B/L's Rejected: 0	
12/13/21	0605	ADV MAN: 0001 B/L'S SENT FOR PORT KGST BY ECAT06	

Details BACK Spreadsheet

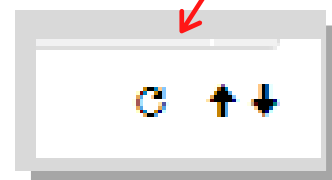
You can drill down to see details from CBP, click Back to navigate to the B/L Inquiry, or generate a spreadsheet.

B/L Inquiry

Return to Top Button

If you catch yourself scrolling through pages of data and want to hop back to your starting spot, click the new Return to Top button located next to the page up and down arrows.

The screenshot displays the 'Bill of Lading Inquiry' interface. At the top, there are search filters for B/L Number, Vessel, Voyage, B/L Type, Origin Port, Discharge Port, Disposition, Load Port, Destination Port, ETD From, ETD To, ETA From, and ETA To. A 'SEARCH' button is located to the right of these filters. Below the filters is a table with columns: B/L Number, Origin, Load, Discharge, Destination, Entry, ETD, ETA, Vessel, Voyage, and Status. The table contains 15 rows of data. At the bottom of the table, there are several action buttons: Errors, Send To Customs, Copy, Master B/L Inquiry, Container Inquiry, Customer Inquiry, Send To ENS, EUJ/P Activity, Send To Japan, Send Export, and Spreadsheet. A red circle highlights a button with a circular refresh icon and up/down arrows, located at the bottom right of the table area.



Vessel Schedule Lloyds Code Display

The Vessel Sailing Schedule now displays the Lloyds Code of the vessel, providing a quick cross reference, so you don't have to navigate to the Vessel Master.

The screenshot displays the 'Vessel Sailing Schedule Maintenance' interface. At the top, the vessel is identified as 'TEST - TEST VESSEL' with Voyage 'SUB01'. Below this, there are search fields for Carrier, CCN Manifest #, and JP Voyage. A red circle highlights the 'Lloyds Code' field, which contains the value '1234567'. Below the search fields is a table with the following columns: Port, Arrival Date, Time, Sailing Date, Time, and Free Date. The table contains several rows of data, including USBAL, GBSOU, JPTYO, and BEANR. At the bottom of the interface, there are buttons for 'Cancel', 'Update', 'Delete', and 'Errors'.

Port	Arrival Date	Time	Sailing Date	Time	Free Date	
USBAL		0000	12/26/2021	0000		<input type="checkbox"/>
GBSOU	12/28/2021	0000		0000		<input type="checkbox"/>
JPTYO	12/29/2021	0000		0000		<input type="checkbox"/>
BEANR	12/30/2021	0000		0000		<input type="checkbox"/>
						<input type="checkbox"/>
						<input type="checkbox"/>
						<input type="checkbox"/>
						<input type="checkbox"/>
						<input type="checkbox"/>
						<input type="checkbox"/>
						<input type="checkbox"/>
						<input type="checkbox"/>
						<input type="checkbox"/>
						<input type="checkbox"/>
						<input type="checkbox"/>
						<input type="checkbox"/>

Vessel Schedule Inquiry Load Port Filter

We added a new filter to the Vessel Schedule Inquiry. You can now search by Load Port and use this feature with or without the Arrival Date Range Filter.

Vessel Voyage Schedule Inquiry

Vessel Voyage

Port

Arrival Date Range: From To

No. Rows

SEARCH

Vessel	Voyage	Name	Port	Arrival Date	Sailing Date	Carrier
<input type="checkbox"/>	TEST	SUB01	TEST VESSEL	USBAL	12/28/2021	
<input type="checkbox"/>	TEST	WAYNE	TEST VESSEL	ITGOA	08/26/2021	MSCU
<input type="checkbox"/>	TEST	WAYNE	TEST VESSEL	MLN	08/27/2021	MSCU
<input type="checkbox"/>	TEST	55555	TEST VESSEL	HKHKG	11/20/2021	

Port

Arrival Date Range: From To

Use the Load Port Filter independently or with the Arrival Date Range Filter to narrow your results.

CBSA Close Message Amendments

We know it can be confusing to keep up with the type of CBSA Close Amendment you need to send, so we enhanced the verbiage on the selection box to show Pre Arrival and Post Arrival.

Change is now, Change Pre Arrival Amendment and Corrected is now, Post Arrival Amendment.

The screenshot shows a web interface titled "Send HBL Close to CBSA". It features two input fields: "Enter CON No. to Close" and "or BL to Close", each followed by a "Retrieve" button. To the right is a "Send As" dropdown menu. The dropdown is open, showing the following options: ORIGINAL, ORIGINAL AMENDMENT, DISCRETE CANCEL, CHANGE/PRE ARRIVAL AMENDMENT, and CORRECTED/POST ARRIVAL AMENDMENT. Below the input fields is a table with columns: "Associated House B/Ls", "Date", "Time", "Filer", "In Transit", "CW Wise", and "Include?". A "Send" button is located at the bottom center of the interface.

Send Cargo Manifest to CBSA

We gave the Send Type description for CBSA a little update to better clarify between ACI and eManifest transmissions. We also added pre-arrival and post-arrival to eManifest amendments.

The screenshot displays a web form titled "Send Cargo Manifest to CBSA" with Canadian flags on either side. The form contains the following fields:

- Vessel:
- Voyage:
- Load Port:
- Disch Port:
- B/L Number:

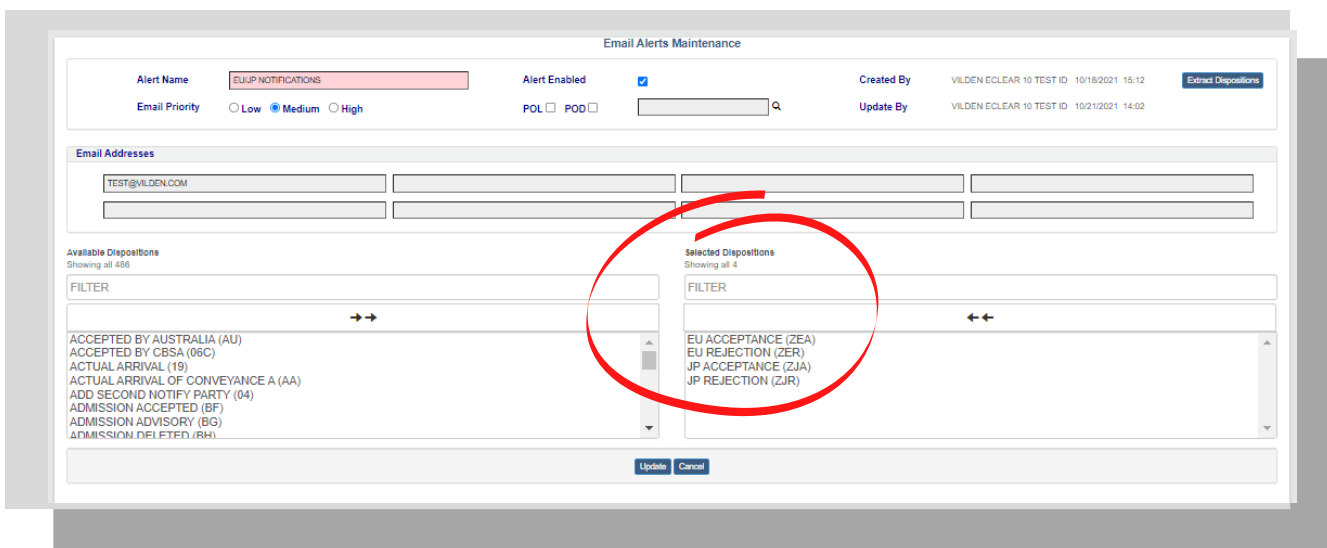
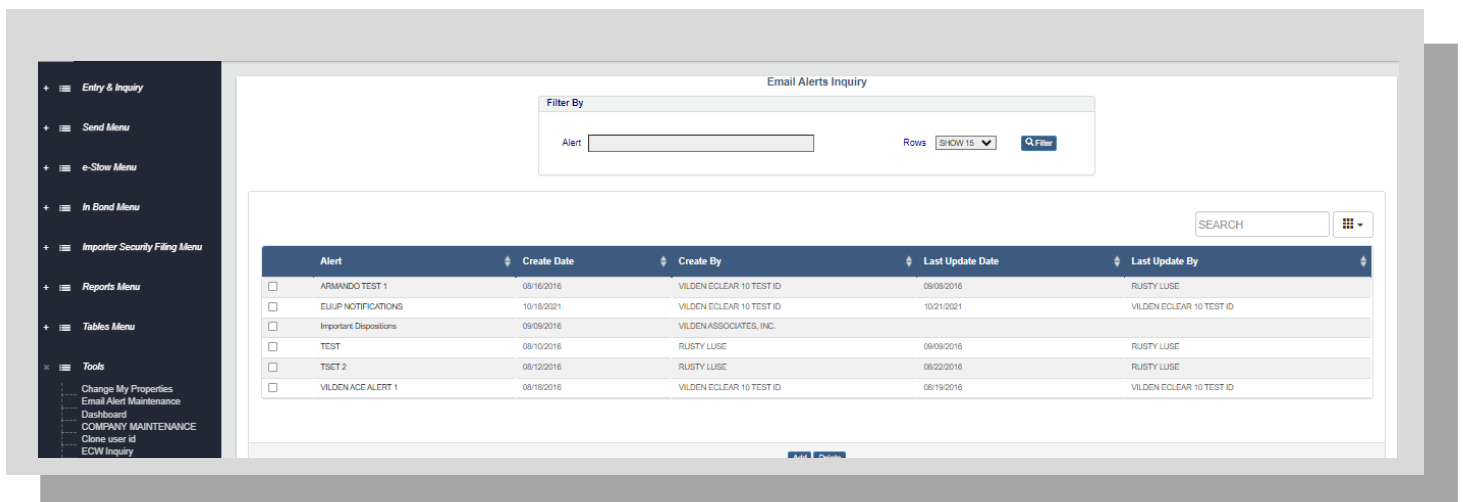
Below these fields is a dropdown menu labeled "Send Type" with the following options:

- ACI SUPPLEMENTAL: SEND AS AMENDMENTS
- SEND MANIFEST AS ORIGINAL
- SEND NEW B/Ls ONLY
- SEND DELETE/CANCEL
- E-MAN: SEND CHANGE/PRE-ARRIVAL AMENDMENT
- E-MAN: SEND CORRECTED/POST-ARRIVAL AMENDMENT

Europe & Japan Email Alerts

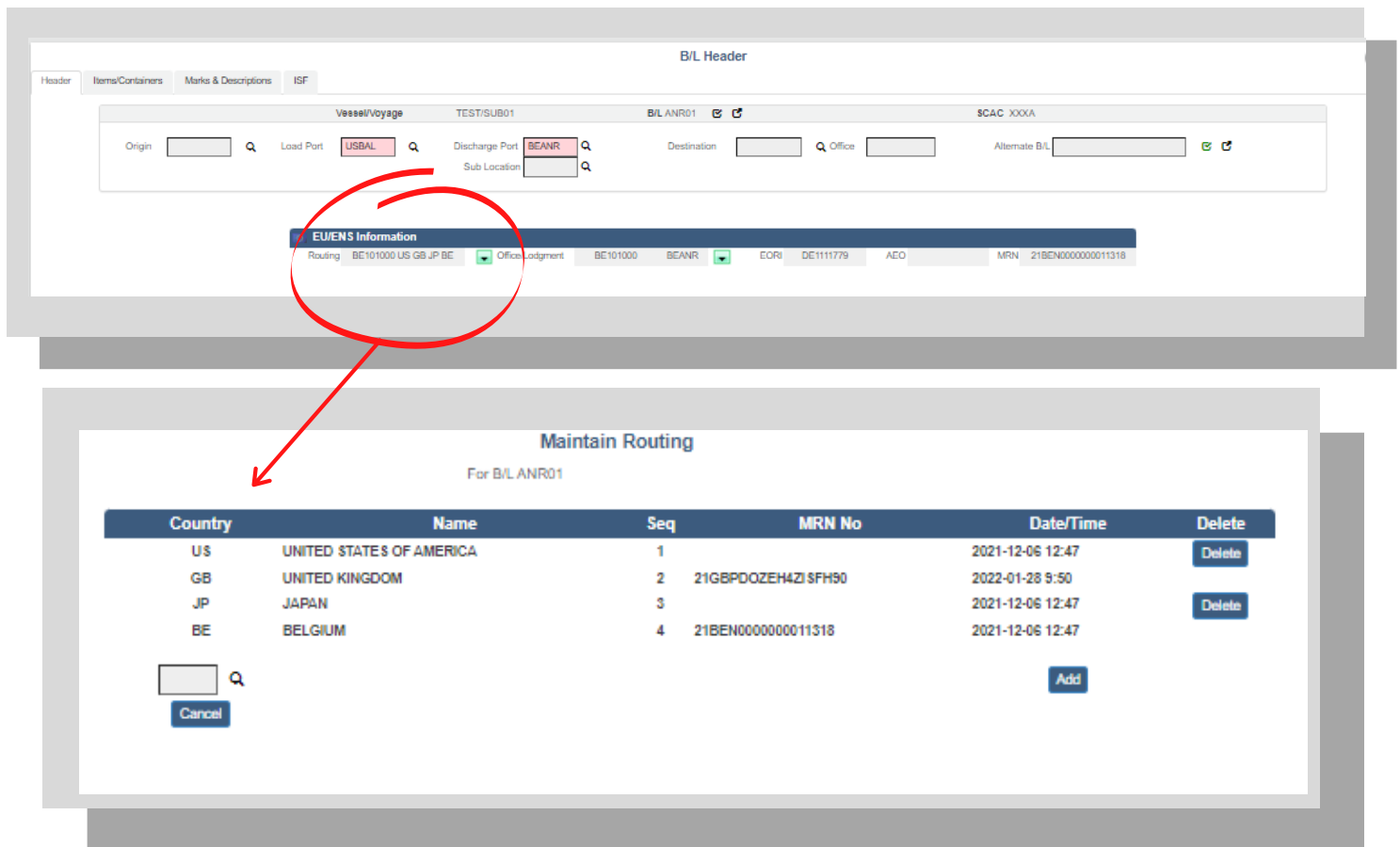
WANT TO GET AN EMAIL ALERT WHEN YOU GET AN EU OR JP ACCEPTANCE OR REJECTION?
SET UP AN ALERT FROM THE TOOLS MENU - EMAIL ALERT MAINTENANCE SCREEN.

When you click Add on the Email Alert Maintenance Screen, you can now choose EU and JP Acceptance and Rejection Statuses. Add up to 8 email addresses to send the alert.



Europe Routing Drop Down Enhancement

The routing drop down now includes Great Britain (GB) and other EU MRN's if applicable. Simply click the green arrow next to the Routing field on the EU/ENS Information section on the B/L entry page.



B/L Header

Vessel/Voyage: TEST/SUB01 | B/L ANR01 | SCAC: XXXA

Origin: [] | Load Port: USBAL | Discharge Port: BEANR | Destination: [] | Office: [] | Alternate B/L: []

EU/ENS Information

Routing: BE101000 US GB JP BE [Green Arrow] | Office: [] | Lodgment: BE101000 | SCANR: [Green Arrow] | EOR: DE111779 | ACO: [] | MRN: 21BEN000000011318

Maintain Routing
For B/L ANR01

Country	Name	Seq	MRN No	Date/Time	Delete
US	UNITED STATES OF AMERICA	1		2021-12-06 12:47	Delete
GB	UNITED KINGDOM	2	21GBPDOZE4ZI SFH50	2022-01-28 9:50	
JP	JAPAN	3		2021-12-06 12:47	Delete
BE	BELGIUM	4	21BEN000000011318	2021-12-06 12:47	

[] [Green Arrow] [Add] [Cancel]

Vessel Name Displayed on e-Stow Inquiry

The e-Stow Inquiry now displays the Vessel Name in addition to the Vessel Code and Lloyds Code, so you don't have to remember the code.

The screenshot shows the 'e-Stow Inquiry' interface. At the top, there are search filters for 'Lloyds Code' and 'Date', along with a 'Position To' button and a 'No. Rows' dropdown set to 'SHOW 15'. Below the filters is a table with the following columns: Vessel, Name, Voyage, Port, Lloyds Code, Create Date, Send Date, Time, Complies, and Messages. A red circle highlights the 'Vessel' and 'Name' columns in the first few rows. A red arrow points from this circle to a zoomed-in view of the table header and the first two rows.

Vessel	Name	Voyage	Port	Lloyds Code	Create Date	Send Date	Time	Complies	Messages
LAQ7	STAR LOEN	0424	USNYC	9603790	11/03/2015	01/28/2022	1526	🟢	📧
LAQ7	STAR LOEN	0422	CNGB	9603790	10/29/2015	10/30/2015	1522	🟢	📧
LAQ7	STAR LOEN	0421	CNGB	9603790	10/28/2015	07/22/2016	1511	🟢	📧
LAQ7	STAR LOEN	0420	USSEA	9603790	10/15/2015	07/22/2016	1511	🟢	📧
TPRT	TEST VESSEL	001	USSEA	1234567	11/10/2015				

Vessel	Name	Voyage
LAQ7	STAR LOEN	0424
LAQ7	STAR LOEN	0422

Feedback

Got ideas for new features?
Have comments about the upcoming changes?
We would love to hear from you!

info@vilden.com

Support

Have questions?
Need assistance?
We've got you covered!

support@vilden.com